


1 Color the squares. How many squares are there?



There aresquares.

2 Unscramble and write.

TPES	TENLIS	ANCDE	PHO	EVWA
step				



3 Listen to the song. Match.



- | | |
|--------------------|----------------------|
| 1 First you... | A ...take more steps |
| 2 Then you... | B ...your left |
| 3 Make a square... | C ...take four steps |
| 4 Hop to... | D ...slowly now |
| 5 Hop to... | E ...your right |
| 6 Turn around... | F ...on the floor |

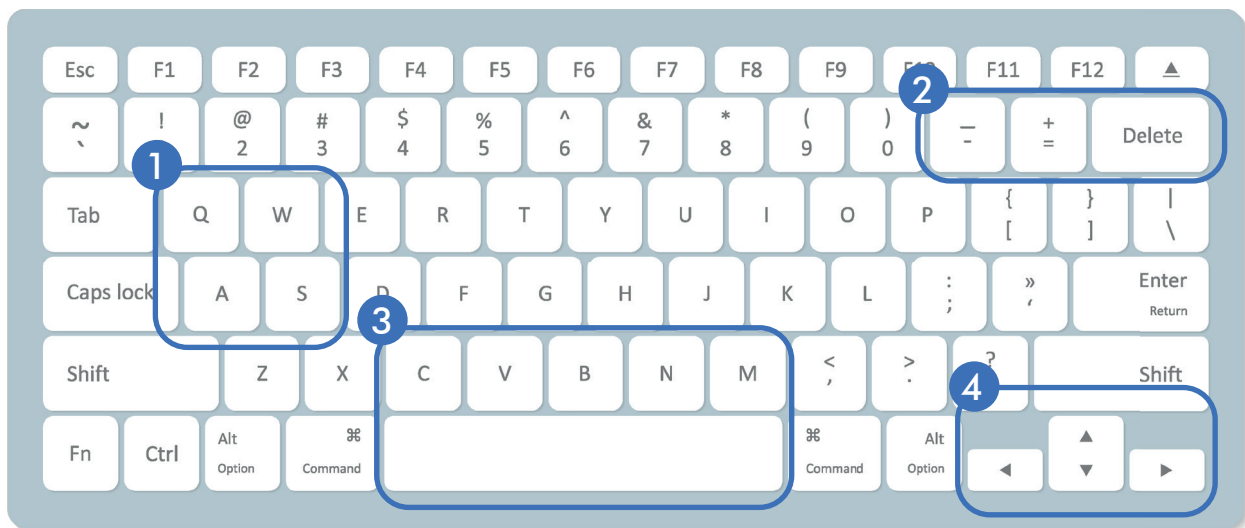
1 Write: up, down, left, right.



Extra Listen to the song.

Clap your hands when you hear: up, down, left or right.

2 Can you find up, down, left, right on the keyboard?



Up, down, left, right keys are numberon the keyboard.

3 What can you do with your hands? Tick. ✓

- clap hop wave step put up touch

Worksheet A

1 Activity 1 Answers:

5 squares

2 Activity 2 Answers:

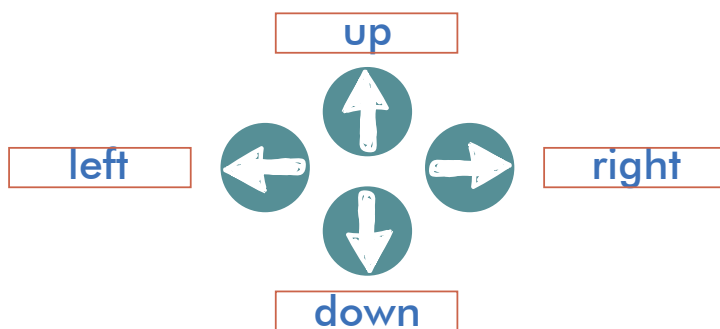
step, listen, dance, hop, wave.

3 Activity 3 Answers:

1C, 2A, 3F, 4B, 5E, 6D

Worksheet B

1 Activity 1 Answers:



2 Activity 2 Answers:.

4

3 Activity 3 Answers:

clap your hands, wave your hands, put up your hands, touch with your hands.