
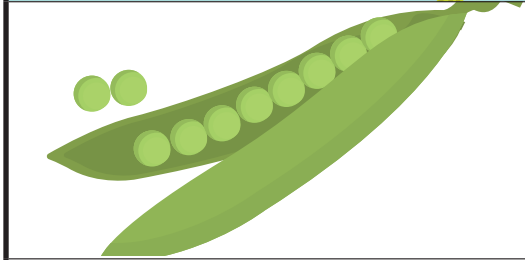



 **1 Listen to the song. Write.**



I've got ...²... sweets
 I've got sweets
 for you
 for me
 I've got peas
 I've got peas
 for you
 for me
 Give a little, get a lot
 Give a little, get a lot
 Sharing what you've got.

2 How can you share the items so everyone has the same amount?

	<p>Share 9 sweets between 3 friends. How many sweets each?</p> <p>.....</p>
	<p>Share 10 peas between 2 friends. How many peas each?</p> <p>.....</p>
	<p>Share 8 apples between 4 friends. How many apples each?</p> <p>.....</p>



1 Think of things we can share in different places.
Write the words in the correct column(s).

crayons - pizza – popcorn – toys – pencil sharpener
scissors – ball – sweets

At school	At home	At the park
crayons		

Extra! Add your own words to each list.



2 Listen to the song and number the lines in the correct order.



	<p>I've got two peas I've got two peas One for you One for me</p>
	<p>Give a little, get a lot Give a little, get a lot Sharing what you've got.</p>
1	<p>I've got two sweets I've got two sweets One for you One for me</p>



Worksheet A

1 Activity 1 Answers:

2, 2, 1, 1, 2, 2, 1, 1

2 Activity 2 Answers:

3, 5, 2

Worksheet B

1 Activity 1 Answers:

At school - crayons, scissors, pencil sharpener, toys. At home - toys, pizza, popcorn. At the park - ball, sweets, toys.

2 Activity 2 Answers:

2, 3, 1