


**1 Unscramble the letters and write the word.**

1. Step **w a r d r o f** .....
2. Step **d r a w b c k a** .....
3. **n e c B o u** up and down .....
4. Hands down **w l o** .....
5. Hands up **g i h h** .....

**2 Listen and circle the words you hear.**

step - hot - nod - bounce - friend - up - down - stop

slide - hands - head

**3 Listen and complete**

down - turning - ground - stop - around

Jumping up and (1) .....

(2) ..... round and round

Stomping on the (3) .....

(4)..... and look around




Look up,

Look down

Look..... (5)



1 Read, look and tick ✓ the correct sentence.

	A. The monkey is looking down	
	B. The monkey is looking up	
	A. The monkey is bouncing up and down	
	B. The monkey is turning around	
	A. The monkey is closing its hands	
	B. The monkey is opening its hands	


2 There are five mistakes. Listen and correct them.

- |  |                               |
|--|-------------------------------|
| 1. Take a <del>step</del> forward ...step..... | 6. And dance up and down..... |
| 2. And a step backward.....                    | 7. Heads down low .....       |
| 3. And stand up and down.....                  | 8. Hands up high .....        |
| 4. Take a step forward .....                   | 9. Clap them, open them ..... |
| 5. And take a step backward .....              | 10. Point to the sides .....  |

3 Read and match the opposites.

- |            |             |
|------------|-------------|
| 1. open    | → B. close  |
| 2. high    |             |
| 3. up      |             |
| 4. forward |             |
| 5. big     |             |
|            | A. backward |
|            | C. small    |
|            | D. low      |
|            | E. down     |





## Worksheet A

### 1 Activity 1 Answers:

- 1 – forward
- 2 – backward
- 3 – Bounce
- 4 – low
- 5 – high

### 2 Activity 2 Answers:

step, nod, bounce, up, down, hands, stop

### 3 Activity 3 Answers:

- (1) down
- (2) turning
- (3) ground
- (4) stop
- (5) around

## Worksheet B

### 1 Activity 1 Answers:

- 1 – b
- 2 – a
- 3 – b

### 2 Activity 2 Answers:.

- 1 – Take a step forward
- 3 – And nod up and down
- 6 – And bounce up and down
- 7 – Hands down low
- 9 – Close them, open them

### 3 Activity 3 Answers:.

- 1 – B (open/close)
- 2 – D (high/low)
- 3 – E (up/down)
- 4 – A (forward/backward)
- 5 – C (big/small)